

**4th Grade Dictation** :!! "#\$!"%&'\$(!)'\$\*\*+, \*!-.!\$!"#\$%!"&!&+!/\$!&-01#&!%,!-'!  
2 3 4!\*5#++\*!6%&#%, !&#\$!7%. \*!&89! : - ; \*!+7!\*5#++<!6#5#!\*!+, =/\$7+.\$!  
>=8?-898?@!"#\$!"%&'\$(!)'A\$\*\*+, !7+.!B&#!1. - :\$!\*!\*C.\$- : !&#. +01#+0&!&#\*!&+C%5!  
6\$\$D!-5.+\*\*!B! : - ; \*!< : 0\$!&+!&\*\$!\$, 1&#@!!E\$- \*\$!/\$!\*0.\$!&+!5+F\$.!-'!C-.&\*!+7!  
&#\$!\$\*\*+, !+, !\$-5#! : - ; ! : 0.% , 1!&#\*!G&+C%5G!6\$\$D!7+.! "\$&'\$(!)'@!!  
!

**Schedule:**!! '\$!(!)" \* + + ", &-.%\*, (%/(<."- )0(.0"(1%.2"(342"//\*, (&\$!%, 5(.0"  
6!&(7""8(\*9(/)0\*2:(70%)0(7\*\$2&(; "&\$!%, 5(.0"(7""8(\*9(1\$"/&-<:(=>?@A@B!  
H- \*!3+, : - ; !%\*!-!|!+'% : - ; J@!! "#\*!%\*!+!&#- &!5' - \*\* .++K\*!#-F\$!&%K\$!&+!/\$1%, !  
5.\$- &% , 1!-!\*-7\$!5+K K0, %&!7+.!\*#-.%, 1!-, :!'\$-., %, 1!C.%+!&+!&\$-5#%, 1!&#\$!  
"%&'\$(!)'\$\*\*+, @!!L\$+6!6\$!#-F\$!C.+F% : \$! : +0!6%&#!&#\$!"%&'\$(!)'\$\*\*+, !- , :!  
.\$'-&\$ : !-5&%F%&\$\*!7+.!&#\$!6\$\$D!H" 0\$\* : - ; !&#. +01#!M.% : - ; J@!!N+&\$0!!(?!; +0!, \$\$ : !  
&+!&\$-5#!&#\$!"%&'\$(!)'\$\*\*+, !/\$7+.\$!+!-7&\$!&#\$!6\$\$D!7!>=P=898?<!; +0!6%!  
, \$\$ : !&+!- : 0\* &!&#\$!\$\*\*+, !- , : !-5&%F%&\$\*!+!&#- &!&#\$; !-.\$!&-01#&!3+, : - ; !  
&#. +01#!" #0.\* : - ; @!!(?!&#\*!%\*!&#\$!5- \*\$<+!, !M.% : - ; <!; +0!K- ; !5+, \*% : \$!#+'% : , 1!  
&#\$!\*-K\$!6\$\$D'; !1.\$\$&, 1!-, : !-! / .%\$!7!5#\$5DR%, !6%&#!\*&0 : \$, &\*!7+.!&#\$!S&#! : - ; !  
H&#\$.\$!%\*!, +!\*C\$5%7%5!-5&%F%&; !/\$'+6!7+.!&#\$!S&#! : - ; !%, !&#\$!6\$\$D!J@!  
!

**Material and Material Link Title IX Lesson and Activities :**

T! E\$. \*+, -'!4C-5\$!4&+. ;0!!

[#&&C\\*0==666@;+0&0/\\$@5+K=\\$K/\\$:=3UVWX7/6YD+!](#)

T! L+0, : - . ; !2%.5'\$0!!

[#&&C\\*0==.%F\\$@1++1'\\$@5+K=7%'\\$:=9L9Q#2Z\[XVK;UV8\(W\\$| : \ " Z \] 6^D9=  
F%\\$6 . \\$\\*+0.5\\$D\\$; `9R-U L L R I K / U 4 ' N \ 8 \ Q \\$ : > ; ' 6 !](#)

T! E\$. \*+, !2- . : 0!!#&&C\*0==.%F\$@1++1'\$@5+K=7%'\$:=9LR



[aM5">\\*b7c5- | \ \[ /d5B/Ued\] Uf=F%\\$6 . \\$\\*+0.5\\$D\\$; `9R  
8&"E^b&YM"adg"ZYb8a7;1!](#)

T! I+6!X+!Y\$!"-'D!h/+0&!L+0, : - .%\$\*0!!

[#&&C\\*0==.%F\\$@1++1'\\$@5+K=7%'\\$:=9L9Q#2Z\[XVK;UVdC6\]ZSU4\[&2V\)  
3=F%\\$6 . \\$\\*+0.5\\$D\\$; `9R3B\[ \]>7>Daf : " Ec8\[d+E^D6!](#)

!  
!  
!  
!  
!





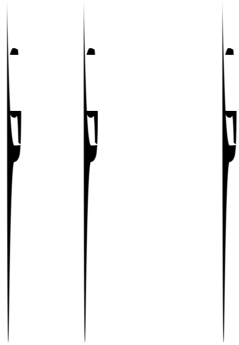
!

!

!

!

!  
!  
!  
!



# MORNING ACTIVITY

## MATERIALS

## PURPOSE

### Greeting and Title IX Lesson/Activity

Review with class the Steps for Reporting.

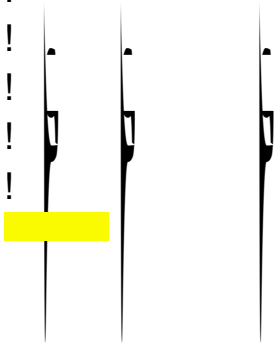
ed and let your school know what a trusted reader, counselor/administrator, and trusted adult in your community (parent/adult family member) is. Ask students if they have heard the word

4. Let  
member, the  
5. Boundar  
gratitude/salutes

!


!

!  
!  
!  
!  
!  
!  
!  
!  
!  
!  
!  
!  
!  
!  
!



T IXL

Pa 6



MATERIALS

PURPOSE

Boundaries?

*Antibiotics*

*Greeting and Title Exercises*

*Partitioning Data*

... 1. Greeting the us

... someone to cross our boundaries. We always have the right

... someone that we know and trust, we still have the ri

... that we don't want them to be close to u

... someone crosses our boundaries, sometimes we th

... times when someone crosses our boundaries, we say

... their worksheets:


How many of you have said these kinds of things to someo

raise your hand?

... hand?

Material : How Do We Talk About Boundaries ?

[https://drive.google.com/file/d/0B0jhCUEDQm\\_GQ3\\_wVU5GSE\\_CQXM/view?eoucek\\_e=0-M4EX9f9k\\_8dTP\\_2E3oPYkw](https://drive.google.com/file/d/0B0jhCUEDQm_GQ3_wVU5GSE_CQXM/view?eoucek_e=0-M4EX9f9k_8dTP_2E3oPYkw)



# TOPIC OF THE WEEK

## MATERIALS

- "Class Meeting Rules" chart
- "Our CLASS MEETING" chart

## PURPOSE

- meeting
- Paper and a pencil for teacher
- notes
- Take responsibility for actions

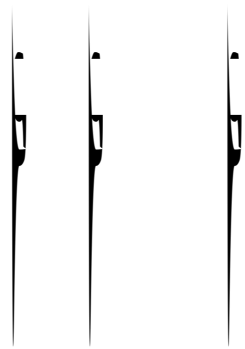
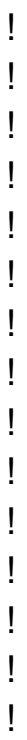
Agree the Penalties to be assigned, then quickly pair off to review the "Class Meeting Rules" and "Our Class Meeting Rules" chart. Have the students or adjacent students. Dr



Reread the "After the Meeting"

The Title Y lesson for 4th grade is placed throughout the week. The lesson is now being in pairs. The teacher will read you a section of a news article from this morning."










!

ACTED THE MEETING



!

!

!

